

Auxiliary contact blocks SZ-A

■ Features

- Easy attaching of auxiliary contact block
This contact block can be attached to magnetic motor starter and contactor with a snap-on fitting. Auxiliary contacts can be added easily at site. When a front mounting block is used, there is no need to enlarge contactor installation space. This helps to make the control panel smaller.
- Bifurcated contact is standard
High reliable bifurcated contact makes it possible to input directly to electronic control circuits like programmable logic controllers.
- Auxiliary contact block with single button contacts is also available.
- Terminal number conforms to IEC standard

■ Standards

Except overlap and single button contact type



■ Performance

Operating frequency: 1800 times/hour
Mechanical durability: 10 million operations
Electrical durability:
500,000 operations (at 220V AC-15)

| Type | Contact arrangement |
|---------------------|-----------------------|
| Front mounting | |
| SZ-A40, A40H | 4NO |
| SZ-A31, A31H | 3NO+1NC |
| SZ-A22, A22H | 2NO+2NC |
| SZ-A20 | 2NO |
| SZ-A11 | 1NO+1NC |
| SZ-A02 | 2NC |
| SZ-A111 | 1NO+1NC (Overlapping) |
| SZ-A222 | 2NO+2NC (Overlapping) |
| Side mounting | |
| SZ-AS1, AS1H | 1NO+1NC |
| SZ-AS2, AS2H | 1NO+1NC |
| SZ-AS3H | 1NO+1NC |

■ Caution on use

1. Front mounting auxiliary contact block and side mounting block cannot be attached to one contactor at the same time.
2. Only one front mounting block can be attached to one contactor.
3. Where mechanical latch unit is already attached, only side mounting auxiliary contact block can be attached.
4. Where interlock unit is already attached, side mounting auxiliary contact block can be attached on one side only.



■ Ratings

| Type | Thermal current (A) | Make/break current (A) | Rated operational current (A)*2 | | | Minimum voltage/current |
|----------------|---------------------|------------------------|---------------------------------|-------------------|-------------------|-------------------------|
| | | | AC Voltage | Ind. load (AC-15) | Res. load (AC-12) | |
| SZ-A□ | 10 | 60 (60) | 110V | 6 (6) | 10 (10) | 5V DC |
| SZ-AS1 | | 30 (60) | 220V | 3 (6) | 8 (10) | 3 mA |
| SZ-AS2 | | 15 (40) | 440V | 1.5 (4) | 5 (10) | (24 V DC |
| SZ-A□H | | 12 (25) | 550V | 1.2 (2.5) | 5 (10) | 10mA) |
| SZ-AS1H | | | | | | |
| SZ-AS2H | | | | | | |
| SZ-AS3H | | | | | | |

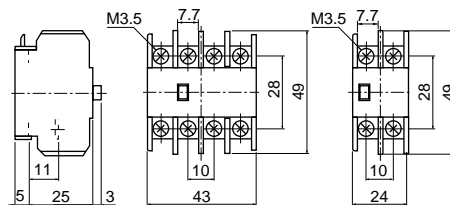
Note: *1 Enter the contact arrangement code in the □ mark.

*2 DC ratings: Same as the auxiliary contact ratings of standard type contactors or contactors with single button contacts.

• () : In case of SZ-A□H (single button contact)

■ Dimensions, mm

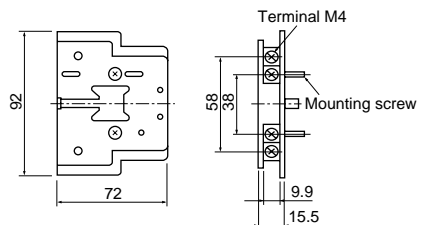
SZ-A40, A40H, A31, A31H, A22, A22H, A222
SZ-A20, A11, A02, A111



Mass: 36g

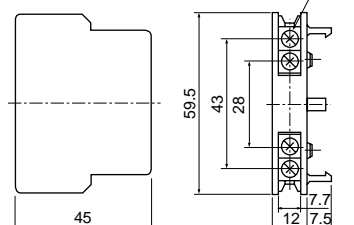
Mass: 20g

SZ-AS3H



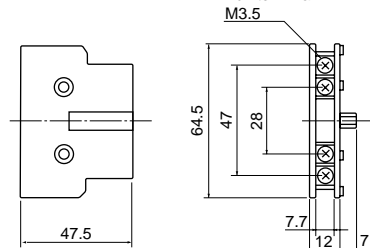
Mass: 75g

SZ-AS1, AS1H



Mass: 28kg

SZ-AS2, AS2H



Mass: 33kg

■ Contact arrangement

SZ-A40, A40H **SZ-A20** **SZ-AS1, AS2, AS1H, AS2H, AS3H**

4NO 2NO 1NO+1NC

53 63 73 83 53 63 53 61
54 64 74 84 54 64 54 62
In case of left side mounting

SZ-A31, A31H **SZ-A11**

3NO+1NC 1NO+1NC

53 61 73 83 53 61
54 62 74 84 54 62

SZ-A22, A22H **SZ-A02** **SZ-AS1, AS2, AS1H, AS2H, AS3H**

2NO+2NC 2NC 1NO+1NC

53 61 71 83 51 61 71 83
54 62 72 84 52 62 72 84

SZ-A222 **SZ-A111** In case of right side mounting

2NO+2NC 1NO+1NC

57 65 75 87 57 65
58 66 76 88 58 66